

DISCLAIMER: THIS PLAN IS NOT CONSIDERED COMPLETE UNLESS APPROVED BY YOUR LOCAL BUILDING INSPECTOR OR STRUCTURAL ENGINEER. BUILDER ACCEPTS ALL RESPONSIBILITY AND LIABILITY. DECKS.COM LLC, AND ASSOCIATED SPONSORS ACCEPT NO LIABILITY FOR THE USE OF THIS PLAN.



NAME

ADDRESS

PHONE

1

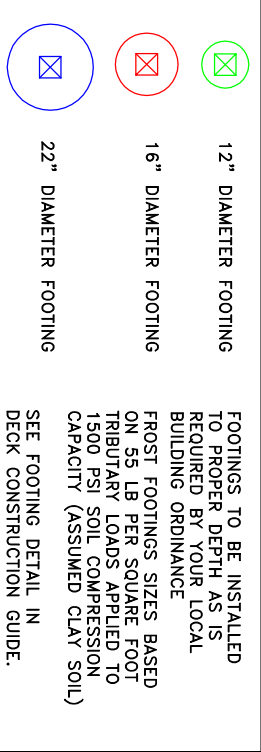
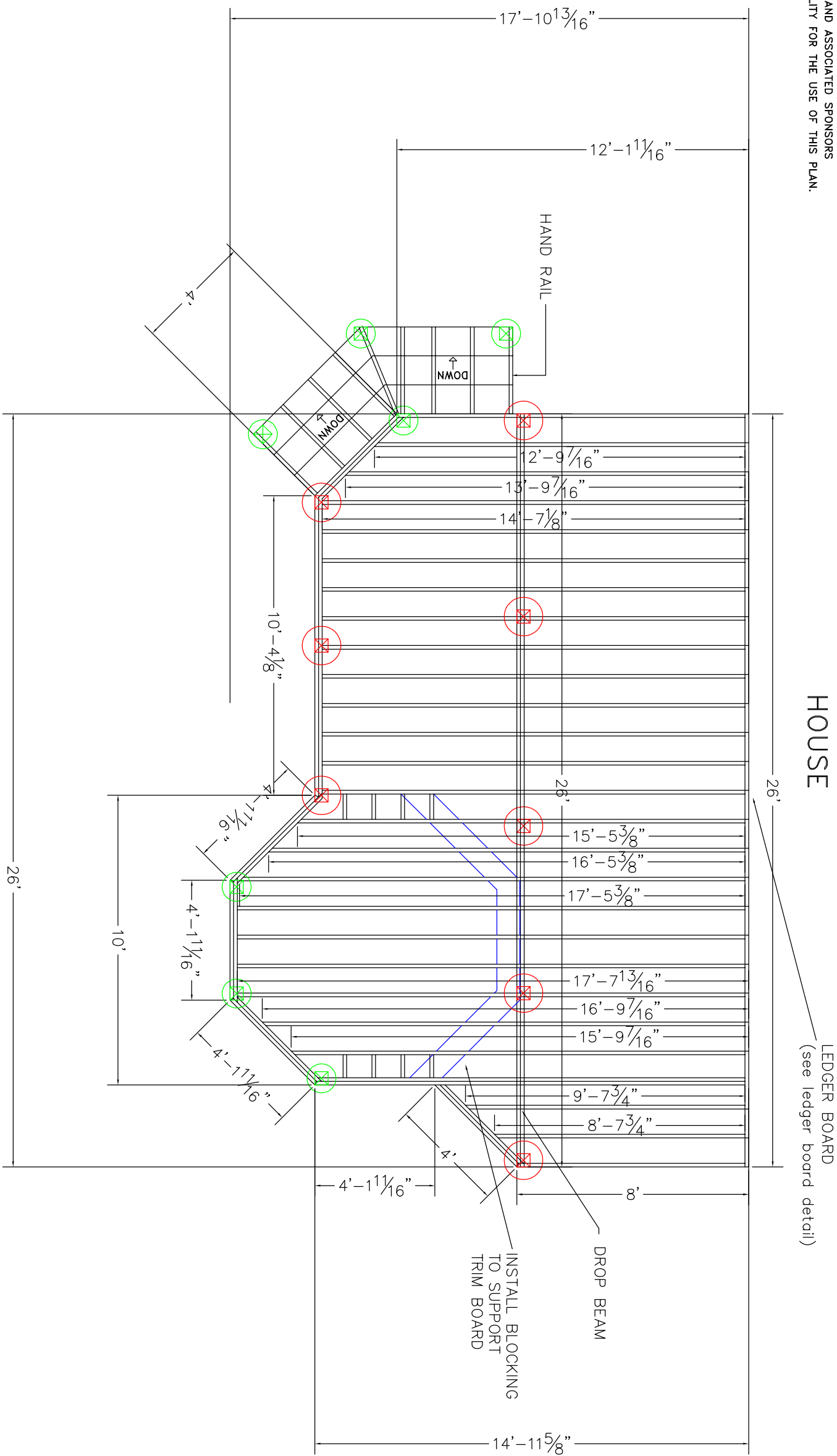
PERSPECTIVE

DECK PLAN 1LH2618
REVERSE

SCALE: 1/4" = 1' WHEN PRINTED ON 11x17 PAPER

DISCLAIMER: THIS PLAN IS NOT CONSIDERED COMPLETE UNLESS APPROVED BY YOUR LOCAL BUILDING INSPECTOR OR STRUCTURAL ENGINEER. BUILDER ACCEPTS ALL RESPONSIBILITY AND LIABILITY. DECKS.COM LLC, AND ASSOCIATED SPONSORS ACCEPT NO LIABILITY FOR THE USE OF THIS PLAN.

STAIRWAY ILLUMINATION: ALL EXTERIOR STAIRWAYS SHALL BE ILLUMINATED AT THE TOP LANDING TO THE STAIRWAY. ILLUMINATION SHALL BE CONTROLLED FROM INSIDE THE DWELLING OR AUTOMATICALLY ACTIVATED.



DISCLAIMER: ONLY USE #2 OR BETTER PRESSURE TREATED SOUTHERN YELLOW PINE 2 x 10 FOR FRAMING MATERIALS NEVER SUBSTITUTE COMPOSITE OR SOFTWOODS FOR FRAMING MATERIALS

LEDGER BOARD TO BE FLASHED AND BOLTED (2) 1/2" BOLTS WITH WASHERS OR EQUIVALENT FASTENERS ____" O.C. (SEE LEDGER DETAIL IN DECK CONSTRUCTION GUIDE)
 JOISTS TO BE 2x10 SOUTHERN YELLOW PINE TREATED 12" ON CENTER
 BEAMS TO BE 2-2x10 SOUTHERN YELLOW PINE TREATED NAILED
 RAILS TO BE 36" HIGH WITH LESS THAN 4" OPENINGS PER IRC CODE (see rail detail)
 STAIRS TO BE BUILT MAX RISE 7 3/4" MIN RISE 4" MIN RUN 10" PER IRC CODE (see detail)
 DECKING TO BE _____ (FOLLOW MANUFACTURERS INSTALLATION INSTRUCTIONS)
 ALL HARDWARE TO BE CORROSION RESISTANT AND INSTALLED PER MANUFACTURERS INSTRUCTIONS

2

PLAN VIEW

DECK PLAN 1LH2618
REVERSE



DISCLAIMER: THIS PLAN IS NOT CONSIDERED COMPLETE UNLESS APPROVED BY YOUR LOCAL BUILDING INSPECTOR OR STRUCTURAL ENGINEER. BUILDER ACCEPTS ALL RESPONSIBILITY AND LIABILITY. DECKS.COM LLC, AND ASSOCIATED SPONSORS ACCEPT NO LIABILITY FOR THE USE OF THIS PLAN.

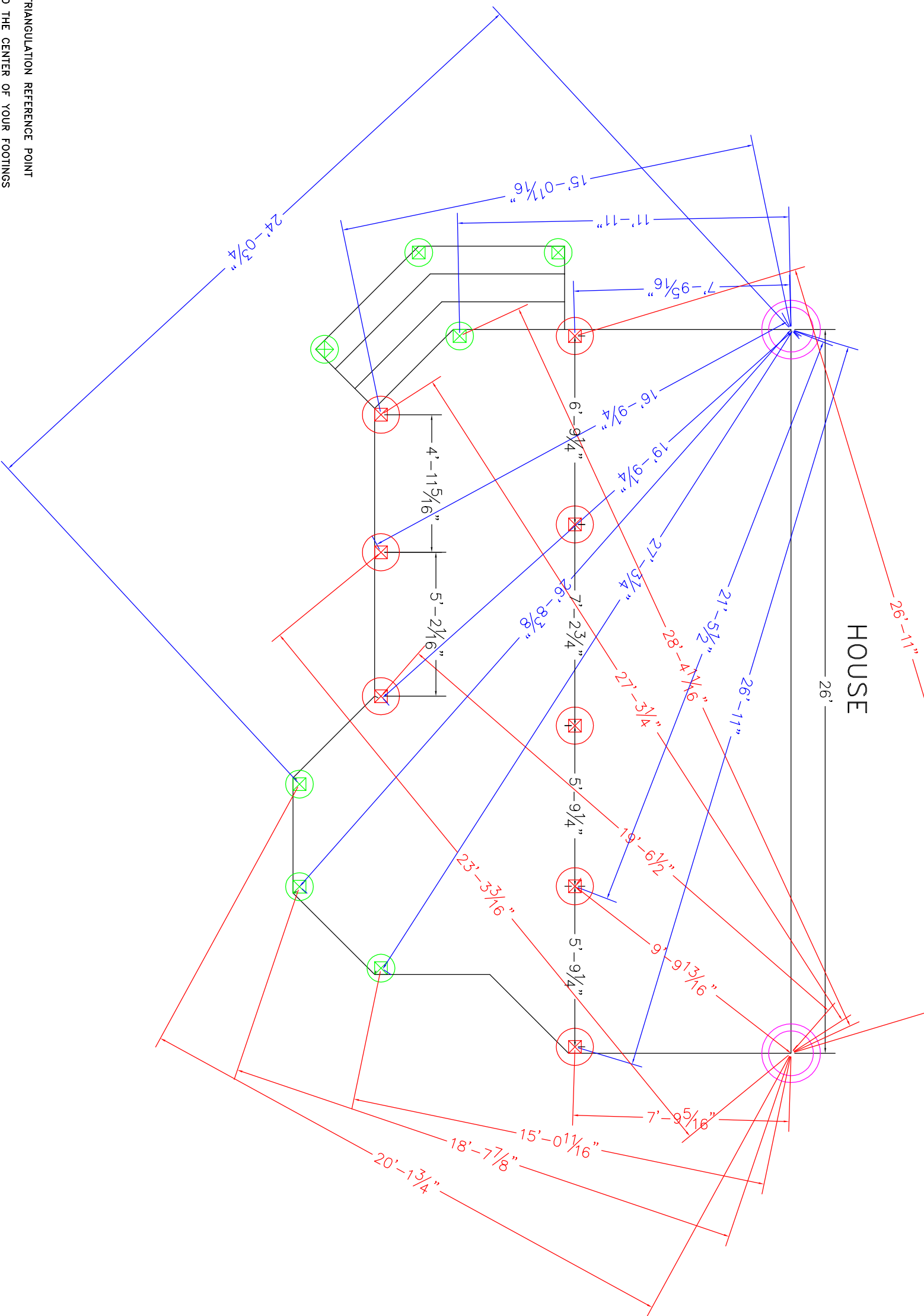
© DECKS.COM LLC

SCALE: 1/4" = 1' WHEN PRINTED ON 11x17 PAPER


STAIR FOOTING REQUIREMENTS
WHERE THE STAIRWAY MEETS GRADE, ATTACH THE STAIR STRINGERS TO
THE STAIR GUARD RAIL POSTS. POSTS SHALL BEAR ON FOOTINGS

HOUSE

26'



THIS IS A TRIANGULATION REFERENCE POINT
MEASURE TO THE CENTER OF YOUR FOOTINGS
FROM THESE POINTS.



DISCLAIMER: USE ONLY 2,500 PSI CONCRETE
FOR FROST FOOTING FOUNDATIONS

DISCLAIMER: THIS PLAN IS NOT CONSIDERED COMPLETE UNLESS APPROVED BY YOUR LOCAL BUILDING INSPECTOR OR STRUCTURAL ENGINEER. BUILDER ACCEPTS ALL RESPONSIBILITY AND LIABILITY. DECKS.COM LLC, AND ASSOCIATED SPONSORS ACCEPT NO LIABILITY FOR THE USE OF THIS PLAN.

FOOTING LAYOUT

DECK PLAN 1LH2618
REVERSE

3

FOOTINGS TO BE INSTALLED
TO PROPER DEPTH AS IS
REQUIRED BY YOUR LOCAL
BUILDING ORDINANCE
FROST FOOTINGS SIZES BASED
ON 55 LB PER SQUARE FOOT
TRIBUTARY LOADS APPLIED TO
1500 PSI SOIL COMPRESSION
CAPACITY (ASSUMED CLAY SOIL)
SEE FOOTING DETAIL
IN DECK CONSTRUCTION GUIDE

12" DIAMETER FOOTING



16" DIAMETER FOOTING



22" DIAMETER FOOTING



DECKS.COM LLC