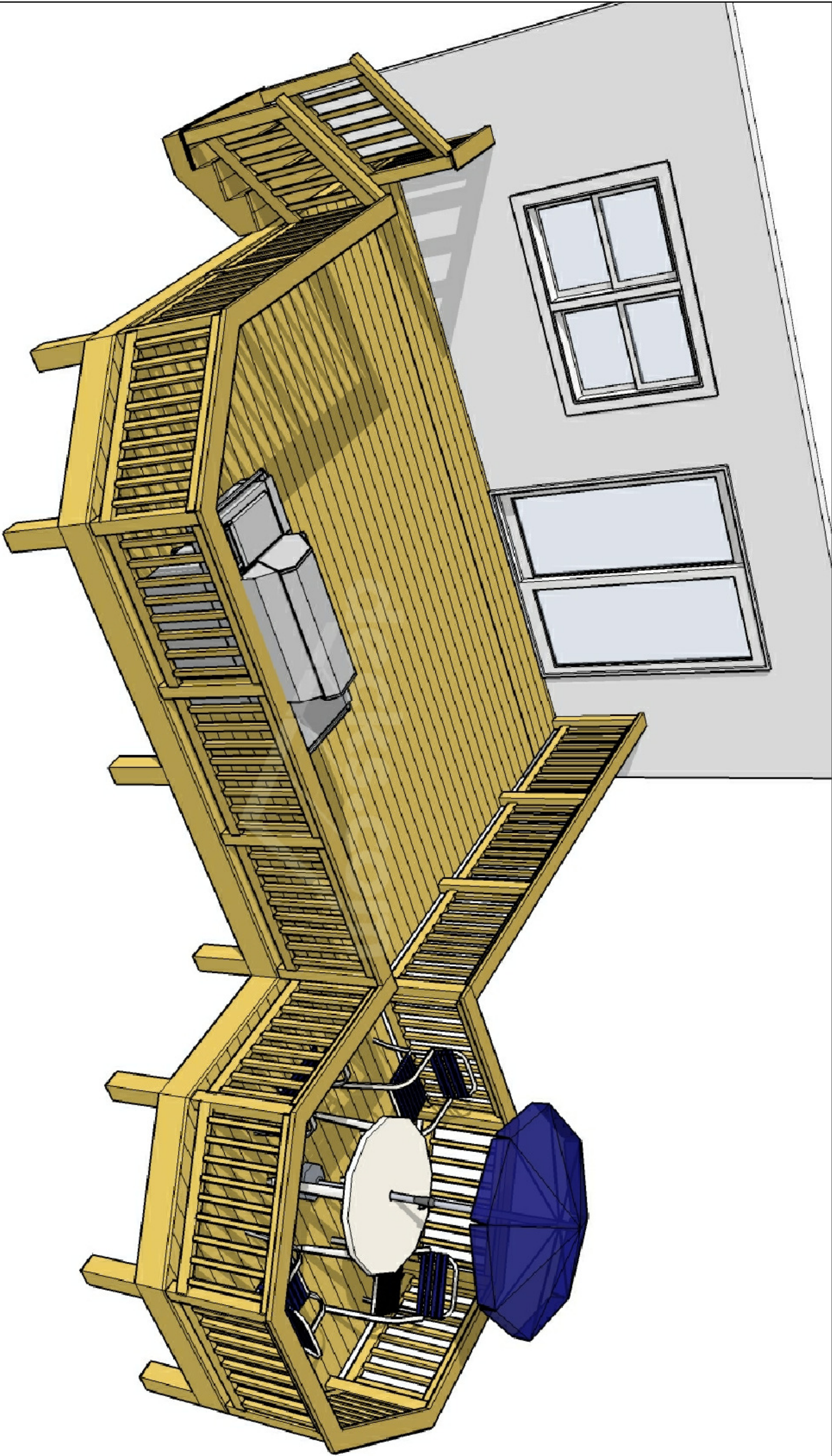


THIS DESIGN CAN BE CUSTOMIZED TO YOUR SPECIFICATIONS. GO TO WWW.DECKS.COM FOR MORE INFORMATION.



DISCLAIMER: THIS PLAN IS NOT CONSIDERED VALID UNLESS REVIEWED BY YOUR LOCAL BUILDING INSPECTOR, ARCHITECT, OR STRUCTURAL ENGINEER.

© DECKS.COM LLC



NAME
ADDRESS
PHONE

1

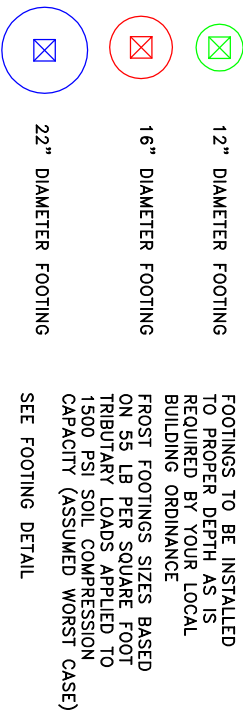
PERSPECTIVE
DECK PLAN 1LC1816

ATTENTION: THIS PLAN IS NOT CONSIDERED VALID UNLESS APPROVED BY YOUR LOCAL BUILDING INSPECTOR, ARCHITECT, OR STRUCTURAL ENGINEER.

© DECKS.COM LLC

LEDGER BOARD
(see ledger board detail)

HOUSE



PLAN VIEW


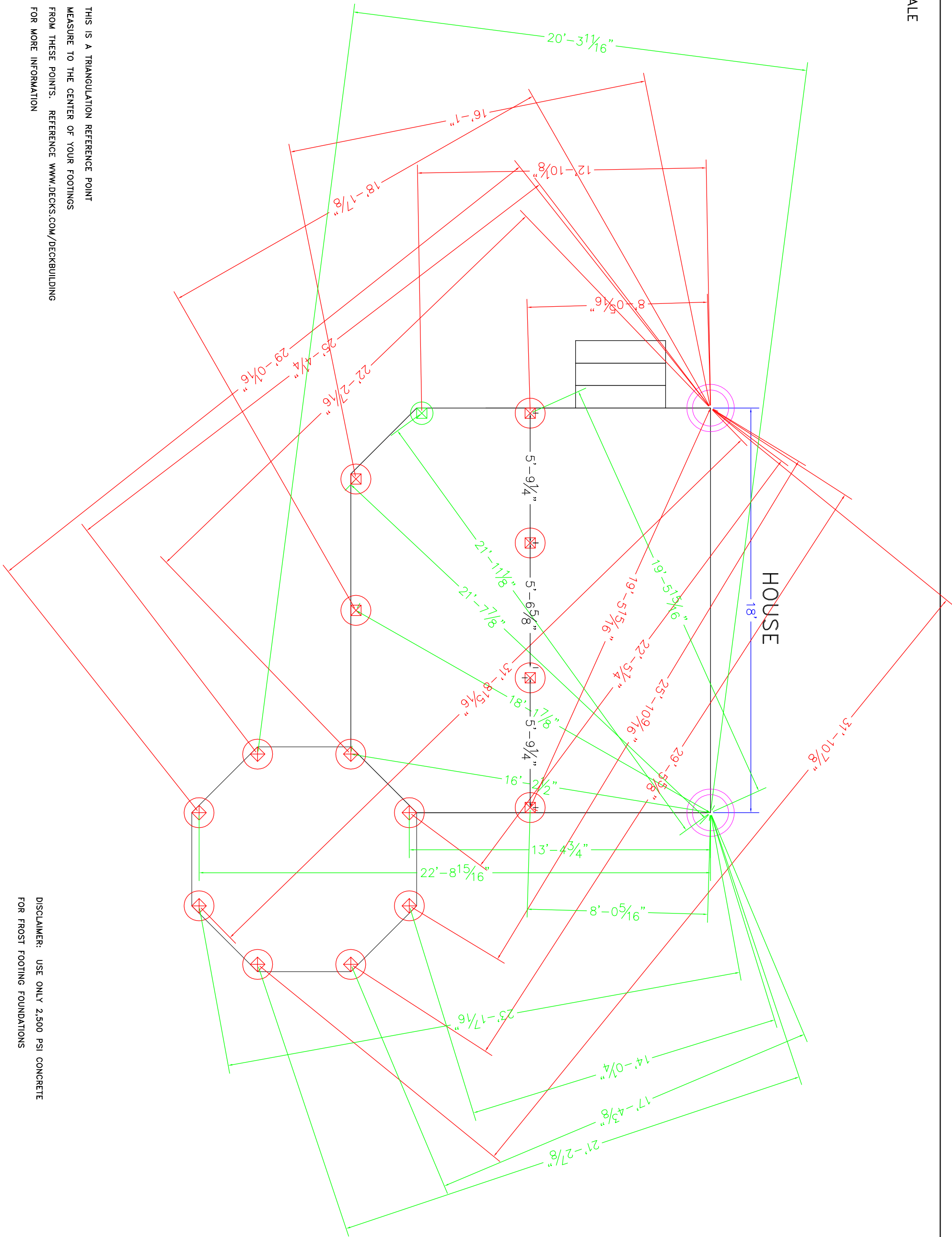
DECK PLAN 1LC1816

LEDGER BOARD TO BE FLASHED AND LAG BOLTED (2) 1/2" LAG BOLTS WITH WASHERS 16" O.
JOISTS TO BE 2x10 SYP TREATED
BEAMS TO BE 2-2x10 SYP TREATED NAILED
RAILS TO BE 36" HIGH WITH LESS THAN 4" OPENINGS PER IRC CODE (see rail detail)
STAIRS TO BE BUILT MAX RISE 7 3/4" MIN RISE 4" MIN RUN 10" PER IRC CODE (see detail)
DECKING TO BE _____
ALL JOIST HANGERS TO BE CORROSION RESISTANT AND INSTALLED
PER MANUFACTURERS INSTRUCTIONS



© DECKS.COM LLC

THESE PLANS ARE PROPERTY OF DECKS.COM LLC. THE REPRODUCTION OR RESALE OF THESE PLANS IS FORBIDDEN WITHOUT EXPRESSED WRITTEN PERMISSION FROM DECKS.COM LLC.



THIS IS A TRIANGULATION REFERENCE POINT
MEASURE TO THE CENTER OF YOUR FOOTINGS
FROM THESE POINTS. REFERENCE WWW.DECKS.COM/DECKBUILDING
FOR MORE INFORMATION

DISCLAIMER: THIS PLAN IS NOT CONSIDERED VALID UNLESS APPROVED BY YOUR LOCAL BUILDING INSPECTOR, ARCHITECT, OR STRUCTURAL ENGINEER. © DECKS.COM LLC



12" DIAMETER FOOTING



16" DIAMETER FOOTING



22" DIAMETER FOOTING

FOOTINGS TO BE INSTALLED
TO PROPER DEPTH AS IS
REQUIRED BY YOUR LOCAL
BUILDING ORDINANCE
FROST FOOTINGS SIZES BASED
ON 55 LB PER SQUARE FOOT
TRIBUTARY LOADS APPLIED TO
1500 PSI SOIL COMPRESSION
CAPACITY (ASSUMED WORST CASE)
SEE FOOTING DETAIL

3

FOOTING LAYOUT
DECK PLAN 1LC1816