



NAME

ADDRESS

PHONE



PERSPECTIVE

1

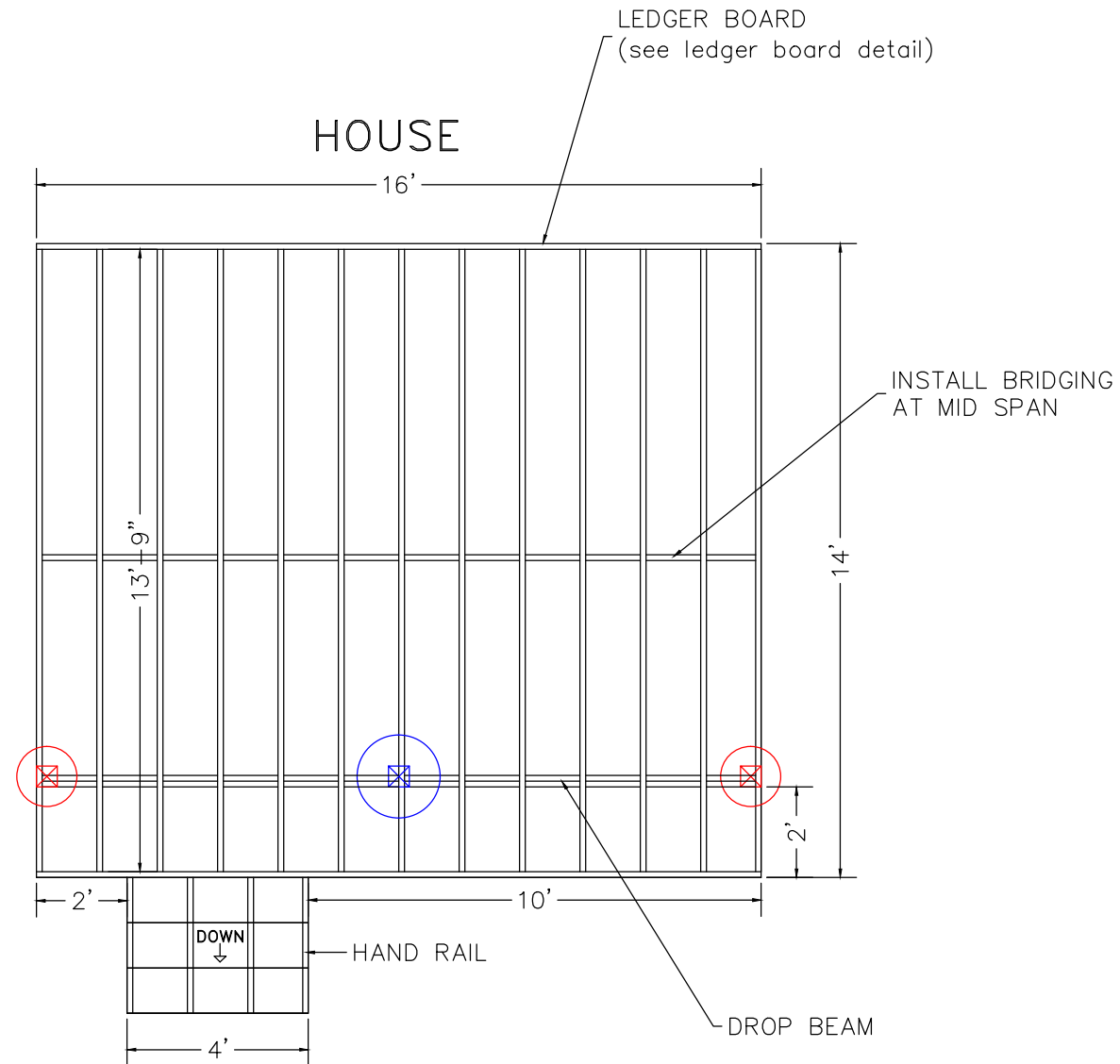
DECK PLAN 1LA1614

SCALE: 1/4" = 1' WHEN PRINTED ON 11x17 PAPER

BASED ON THE INTERNATIONAL RESIDENTIAL CODE

STAIRWAY ILLUMINATION: ALL EXTERIOR STAIRWAYS SHALL BE ILLUMINATED AT THE TOP LANDING TO THE STAIRWAY. ILLUMINATION SHALL BE CONTROLLED FROM INSIDE THE DWELLING OR AUTOMATICALLY ACTIVATED.

DISCLAIMER: THIS PLAN IS NOT CONSIDERED COMPLETE UNLESS  
APPROVED BY YOUR LOCAL BUILDING INSPECTOR OR STRUCTURAL ENGINEER.  
BUILDER ACCEPTS ALL RESPONSIBILITY AND LIABILITY.  
DECKS.COM LLC, AND ASSOCIATED SPONSORS  
ACCEPT NO LIABILITY FOR THE USE OF THIS PLAN.



12" DIAMETER FOOTING

FOOTINGS TO BE INSTALLED  
TO PROPER DEPTH AS IS  
REQUIRED BY YOUR LOCAL  
BUILDING ORDINANCE



16" DIAMETER FOOTING

FROST FOOTINGS SIZES BASED  
ON 55 LB PER SQUARE FOOT  
TRIBUTARY LOADS APPLIED TO  
1500 PSI SOIL COMPRESSION  
CAPACITY (ASSUMED CLAY SOIL)



22" DIAMETER FOOTING

SEE FOOTING DETAIL IN  
DECK CONSTRUCTION GUIDE.

DISCLAIMER: ONLY USE #2 OR BETTER PRESSURE TREATED  
SOUTHERN YELLOW PINE 2 x 10 FOR FRAMING MATERIALS  
NEVER SUBSTITUTE COMPOSITE OR SOFTWOODS FOR FRAMING MATERIALS

LEDGER BOARD TO BE FLASHED AND BOLTED (2) 1/2" BOLTS WITH WASHERS OR EQUIVALENT FASTENERS (SEE LEDGER DETAIL IN DECK CONSTRUCTION GUIDE)

(SEE LEDGER DETAIL IN DECK CONSTRUCTION GUIDE)  
JOISTS TO BE 2x10 SOUTHERN YELLOW PINE TREATED 16" ON CENTER

BEAMS TO BE 2-2x10 SOUTHERN YELLOW PINE TREATED NAILED

RAILS TO BE 36" HIGH WITH LESS THAN 4" OPENINGS PER IRC CODE (see rail detail)

STAIRS TO BE BUILT MAX RISE 7 3/4" MIN RUN 10" MIN PER IRC CODE (see detail)  
DECKING TO BE \_\_\_\_\_ (FOLLOW MANUFACTURERS INSTALLATION INSTRUCTIONS)

ALL JOIST HANGERS TO BE CORROSION RESISTANT AND INSTALLED

PER MANUFACTURERS INSTRUCTIONS

PLAN VIEW

DECK PLAN 1LA1614


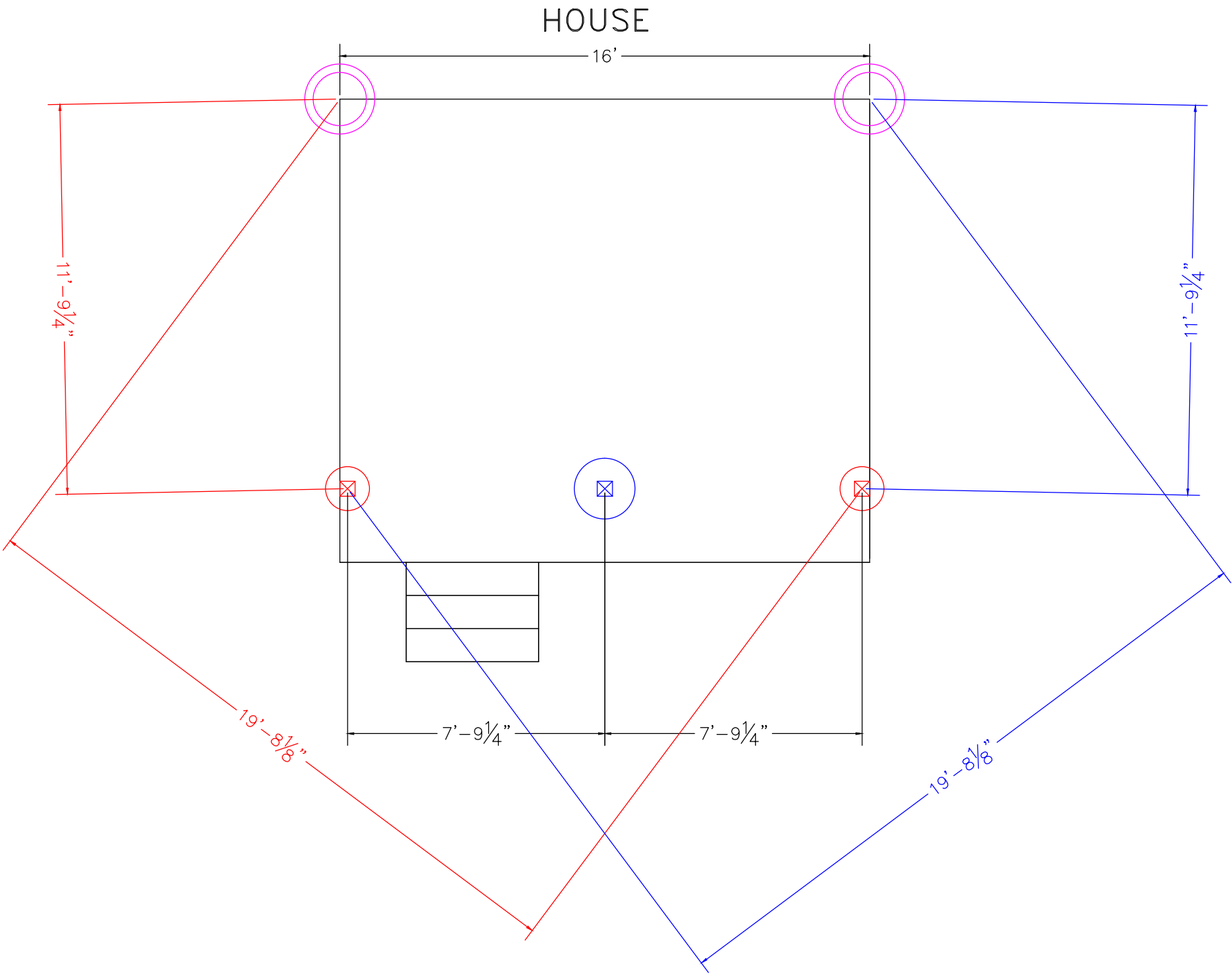


DISCLAIMER: THIS PLAN IS NOT CONSIDERED COMPLETE UNLESS APPROVED BY YOUR LOCAL BUILDING INSPECTOR OR STRUCTURAL ENGINEER. BUILDER ACCEPTS ALL RESPONSIBILITY AND LIABILITY. DECKS.COM LLC, AND ASSOCIATED SPONSORS ACCEPT NO LIABILITY FOR THE USE OF THIS PLAN.

© DECKS.COM LLC

SCALE: 1/4" = 1' WHEN PRINTED ON 11x17 PAPER

BASED ON THE INTERNATIONAL RESIDENTIAL CODE



THIS IS A TRIANGULATION REFERENCE POINT  
MEASURE TO THE CENTER OF YOUR FOOTINGS  
FROM THESE POINTS.

DISCLAIMER: USE ONLY 2,500 PSI CONCRETE  
FOR FROST FOOTING FOUNDATIONS



	12" DIAMETER FOOTING
	16" DIAMETER FOOTING
	22" DIAMETER FOOTING

FOOTINGS TO BE INSTALLED  
TO PROPER DEPTH AS IS  
REQUIRED BY YOUR LOCAL  
BUILDING ORDINANCE

FROST FOOTINGS SIZES BASED  
ON 55 LB PER SQUARE FOOT  
TRIBUTARY LOADS APPLIED TO  
1500 PSI SOIL COMPRESSION  
CAPACITY (ASSUMED CLAY SOIL)

SEE FOOTING DETAIL  
IN DECK CONSTRUCTION GUIDE