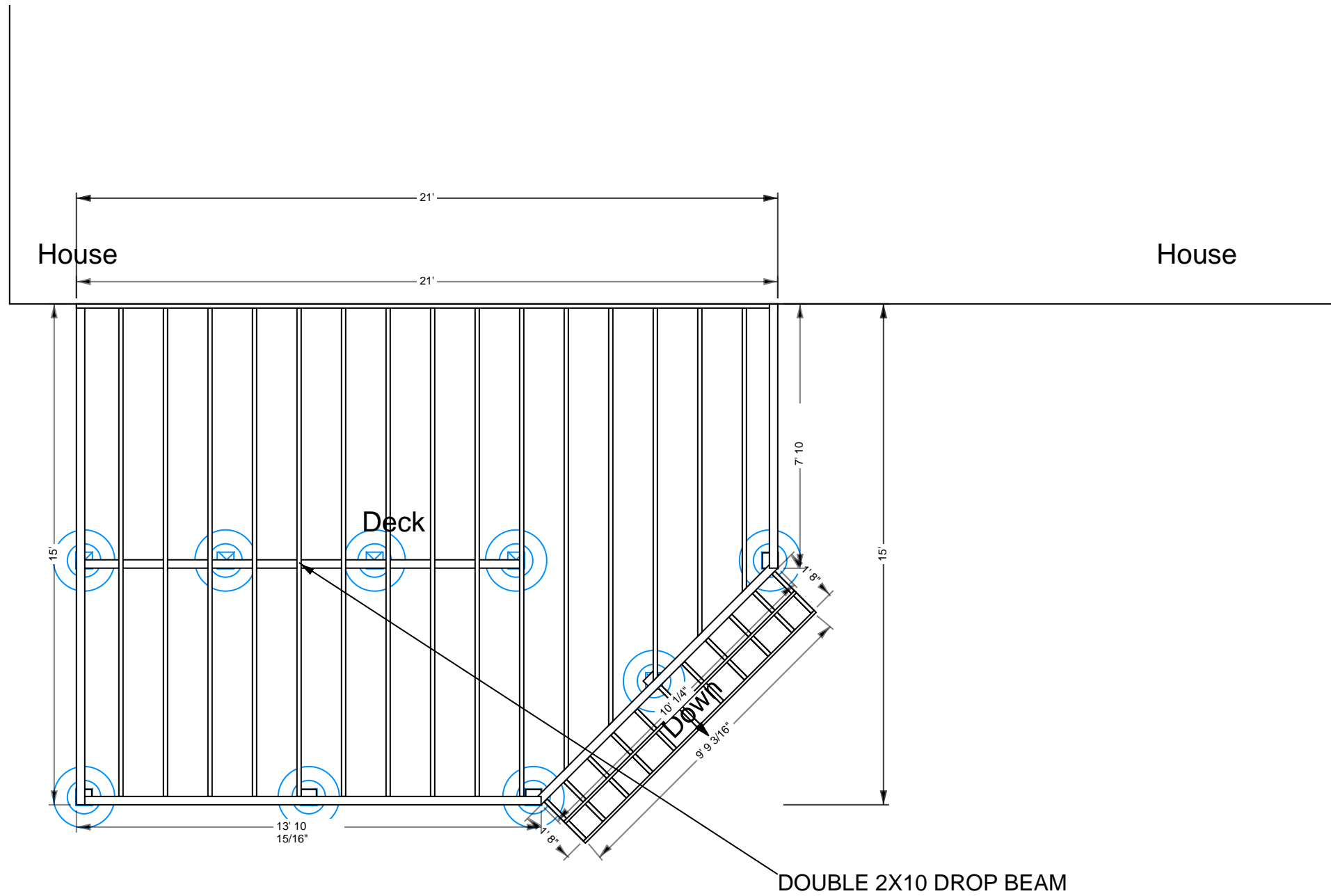


SCALE: 1/4" = 1' WHEN PRINTED ON 11X17 PAPER

BASED ON THE INTERNATIONAL RESIDENTIAL CODE

STAIRWAY ILLUMINATION: ALL EXTERIOR STAIRWAYS SHALL BE ILLUMINATED AT THE TOP LANDING TO THE STAIRWAY. ILLUMINATION SHALL BE CONTROLLED FROM INSIDE THE DWELLING OR AUTOMATICALLY ACTIVATED.

DISCLAIMER: THIS PLAN IS NOT CONSIDERED COMPLETE UNLESS APPROVED BY YOUR BUILDING INSPECTOR OR STRUCTURAL ENGINEER. BUILDER ACCEPTS ALL RESPONSIBILITY AND LIABILITY. DECKS.COM LLC AND ASSOCIATED SPONSORS ACCEPT NO LIABILITY FOR THE USE OF THIS PLAN.



2x10 Ledger Board to be flashed and bolted (2) 1/2" bolts with washers or equivalent every 16" on center. (See ledger detail in deck construction guide)
 Joists to be 2x10 pressure treated southern yellow pine installed 16" on center.
 Beams to be 2-2x10 pressure treated southern yellow pine nailed.
 Guard Rails to be 36" high with less than 4" openings per IRC code. (See rail detail in deck construction guide)
 Stairs to be built max rise 7-3/4" min rise 4" in run 10" per IRC code. (See stair detail in deck construction guide)
 Decking to be 5/4x6 Pressure Treated Pine. (Follow manufacturers' installation instructions)
 All hardware to be corrosion resistant and installed per manufacturers' instructions.



Total Depth: 48
 Base Diameter: 22
 Pier Diameter: 12

Footings to be installed to 48" depth as is required by your local building ordinance.
 Frost footing sizes based on 55 lbs per square foot tributary loads applied to 1500 psi soil compression capacity (assumed clay soil).
 See footing detail in deck construction guide.

DISCLAIMER: ONLY USE #2 OR BETTER PRESSURE TREATED SOUTHERN PINE 2X10 FOR FRAMING MATERIALS. NEVER SUBSTITUTE SOFTWOODS OR COMPOSITE FOR FRAMING MATERIALS.

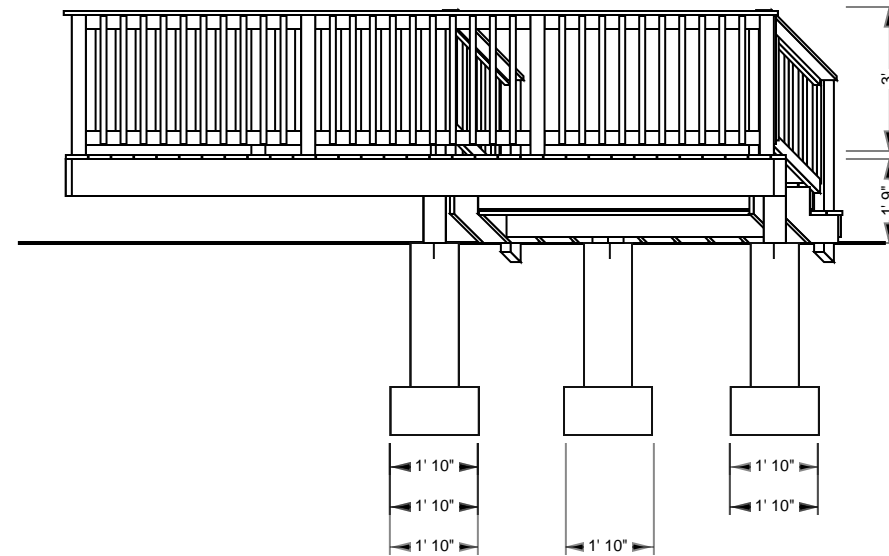


SCALE: 1/4" = 1' WHEN PRINTED ON 11X17 PAPER

BASED ON THE INTERNATIONAL RESIDENTIAL CODE

STAIRWAY ILLUMINATION: ALL EXTERIOR STAIRWAYS SHALL BE ILLUMINATED AT THE TOP LANDING TO THE STAIRWAY. ILLUMINATION SHALL BE CONTROLLED FROM INSIDE THE DWELLING OR AUTOMATICALLY ACTIVATED.

DISCLAIMER: THIS PLAN IS NOT CONSIDERED COMPLETE UNLESS APPROVED BY YOUR BUILDING INSPECTOR OR STRUCTURAL ENGINEER. BUILDER ACCEPTS ALL RESPONSIBILITY AND LIABILITY. DECKS.COM LLC AND ASSOCIATED SPONSORS ACCEPT NO LIABILITY FOR THE USE OF THIS PLAN.



2x10 Ledger Board to be flashed and bolted (2) 1/2" bolts with washers or equivalent every 16" on center. (See ledger detail in deck construction guide)
Joists to be 2x10 pressure treated southern yellow pine installed 16" on center.
Beams to be 2-2x10 pressure treated southern yellow pine nailed.
Guard Rails to be 36" high with less than 4" openings per IRC code. (See rail detail in deck construction guide)
Stairs to be built max rise 7-3/4" min rise 4" in run 10" per IRC code. (See stair detail in deck construction guide)
Decking to be 5/4x6 Pressure Treated Pine. (Follow manufacturers' installation instructions)
All hardware to be corrosion resistant and installed per manufacturers' instructions.

DISCLAIMER: ONLY USE #2 OR BETTER PRESSURE TREATED SOUTHERN PINE 2X10 FOR FRAMING MATERIALS. NEVER SUBSTITUTE SOFTWOODS OR COMPOSITE FOR FRAMING MATERIALS.

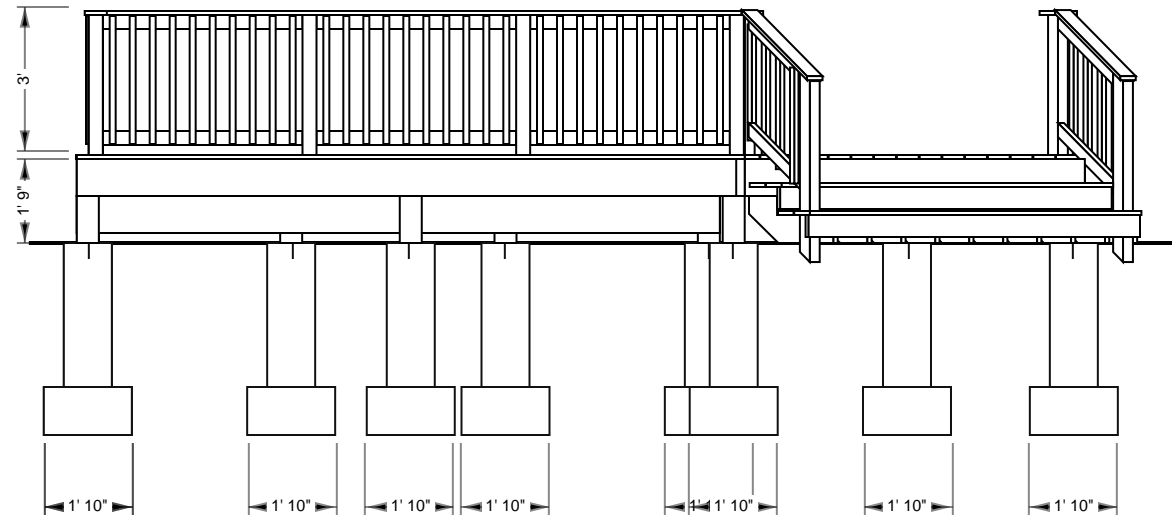


SCALE: 1/4" = 1' WHEN PRINTED ON 11X17 PAPER

BASED ON THE INTERNATIONAL RESIDENTIAL CODE

STAIRWAY ILLUMINATION: ALL EXTERIOR STAIRWAYS SHALL BE ILLUMINATED AT THE TOP LANDING TO THE STAIRWAY. ILLUMINATION SHALL BE CONTROLLED FROM INSIDE THE DWELLING OR AUTOMATICALLY ACTIVATED.

DISCLAIMER: THIS PLAN IS NOT CONSIDERED COMPLETE UNLESS APPROVED BY YOUR BUILDING INSPECTOR OR STRUCTURAL ENGINEER. BUILDER ACCEPTS ALL RESPONSIBILITY AND LIABILITY. DECKS.COM LLC AND ASSOCIATED SPONSORS ACCEPT NO LIABILITY FOR THE USE OF THIS PLAN.



2x10 Ledger Board to be flashed and bolted (2) 1/2" bolts with washers or equivalent every 16" on center. (See ledger detail in deck construction guide)
Joists to be 2x10 pressure treated southern yellow pine installed 16" on center.
Beams to be 2-2x10 pressure treated southern yellow pine nailed.
Guard Rails to be 36" high with less than 4" openings per IRC code. (See rail detail in deck construction guide)
Stairs to be built max rise 7-3/4" min rise 4" in run 10" per IRC code. (See stair detail in deck construction guide)
Decking to be 5/4x6 Pressure Treated Pine. (Follow manufacturers' installation instructions)
All hardware to be corrosion resistant and installed per manufacturers' instructions.

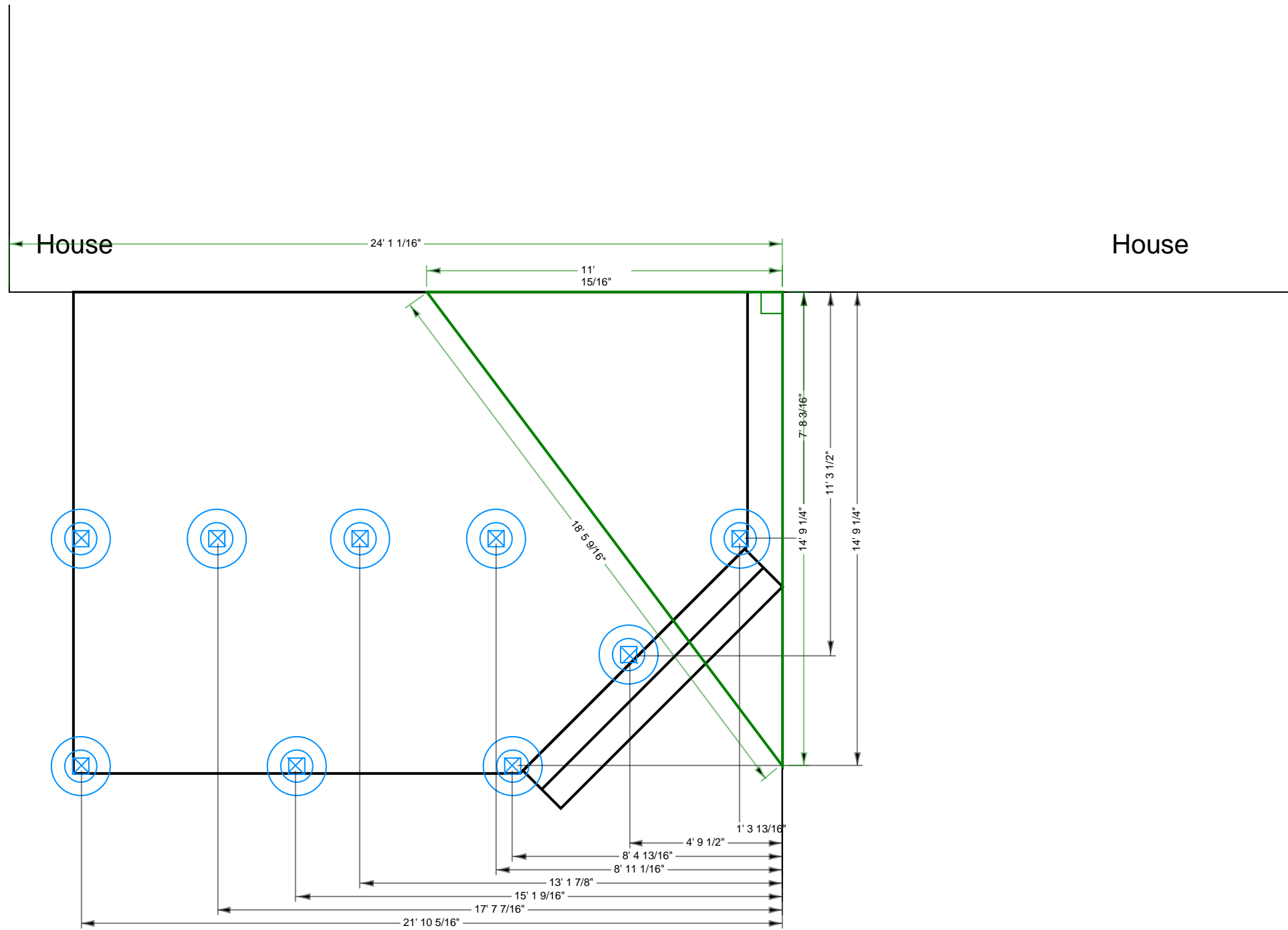
DISCLAIMER: ONLY USE #2 OR BETTER PRESSURE TREATED SOUTHERN PINE 2X10 FOR FRAMING MATERIALS. NEVER SUBSTITUTE SOFTWOODS OR COMPOSITE FOR FRAMING MATERIALS.



SCALE: 1/4" = 1' WHEN PRINTED ON 11X17 PAPER

BASED ON THE INTERNATIONAL RESIDENTIAL CODE

STAIR FOOTING REQUIREMENTS
WHERE THE STAIRWAY MEETS GRADE, ATTACH THE STAIR
STRINGERS TO THE STAIR GUARD RAIL POSTS. POSTS SHALL
BEAR ON FOOTINGS



Total Depth: 48
Base Diameter: 22
Pier Diameter: 12

Footings to be installed to 48" depth as is required by your local building ordinance. Frost footing sizes based on 55 lbs per square foot tributary loads applied to 1500 psi soil compression capacity (assumed clay soil). See footing detail in deck construction guide.

DISCLAIMER: USE ONLY 2,500 PSI CONCRETE FOR FROST FOOTING FOUNDATIONS.

DISCLAIMER: THIS PLAN IS NOT CONSIDERED COMPLETE UNLESS APPROVED BY YOUR BUILDING INSPECTOR OR STRUCTURAL ENGINEER. BUILDER ACCEPTS ALL RESPONSIBILITY AND LIABILITY. DECKS.COM LLC AND ASSOCIATED SPONSORS ACCEPT NO LIABILITY FOR THE USE OF THIS PLAN. © DECKS.COM LLC

Footings to be installed to 48" depth as is required by your local building ordinance. Frost footing sizes based on 55 lbs per square foot tributary loads applied to 1500 psi soil compression capacity (assumed clay soil). See footing detail in deck construction guide.

