

DISCLAIMER: THIS PLAN IS NOT CONSIDERED COMPLETE UNLESS APPROVED BY YOUR LOCAL BUILDING INSPECTOR OR STRUCTURAL ENGINEER. BUILDER ACCEPTS ALL RESPONSIBILITY AND LIABILITY. DECKS.COM LLC, AND ASSOCIATED SPONSORS ACCEPT NO LIABILITY FOR THE USE OF THIS PLAN.



NAME
ADDRESS
PHONE

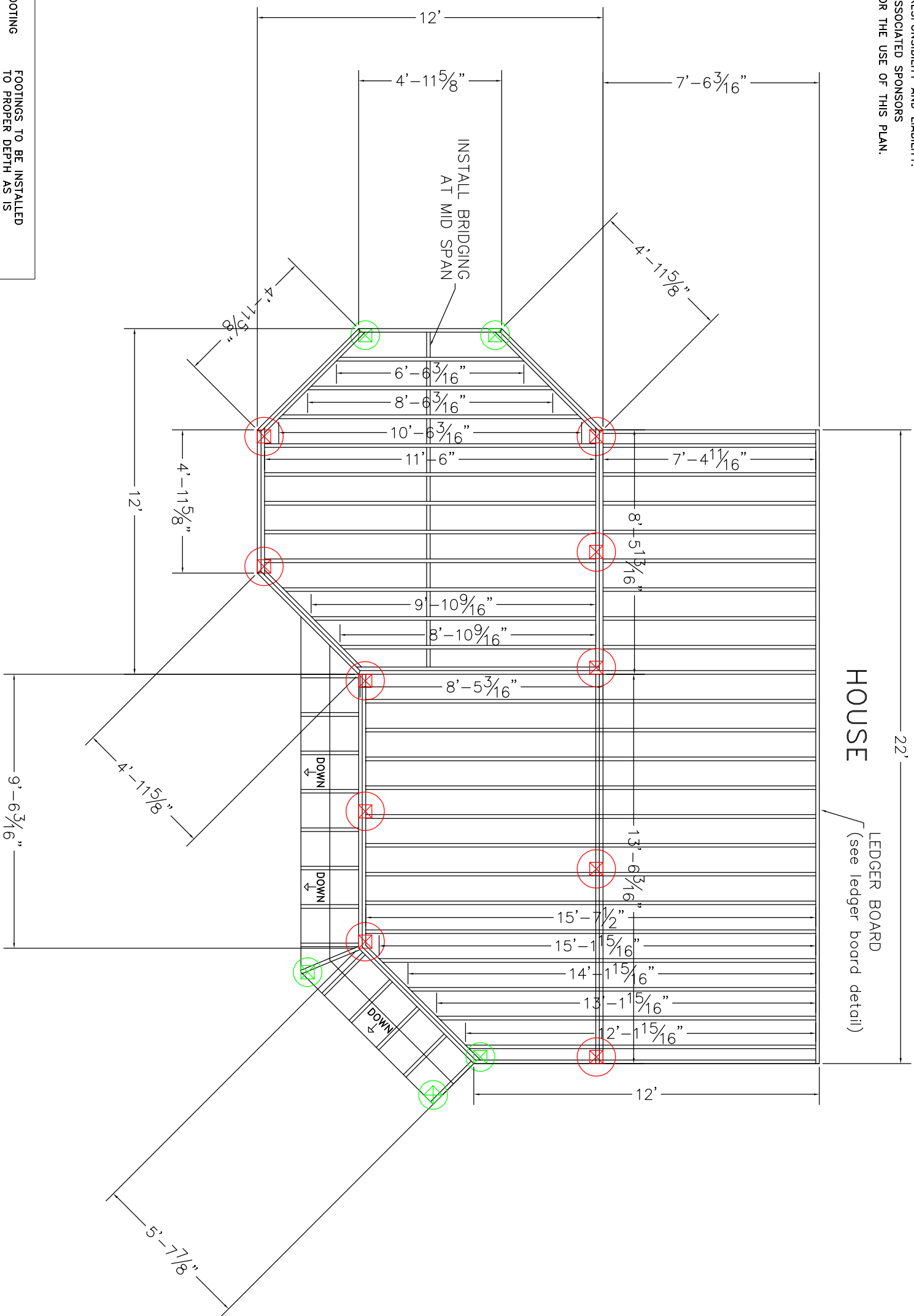
1

PERSPECTIVE
DECK PLAN 1LE2216

SCALE: 1/4" = 1' WHEN PRINTED ON 11x17 PAPER

DISCLAIMER: THIS PLAN IS NOT CONSIDERED COMPLETE UNLESS APPROVED BY YOUR LOCAL BUILDING INSPECTOR OR STRUCTURAL ENGINEER. BUILDER ACCEPTS ALL RESPONSIBILITY AND LIABILITY. DECKS.COM LLC, AND ASSOCIATED SPONSORS ACCEPT NO LIABILITY FOR THE USE OF THIS PLAN.

STAIRWAY ILLUMINATION: ALL EXTERIOR STAIRWAYS SHALL BE ILLUMINATED AT THE TOP LANDING TO THE STAIRWAY. ILLUMINATION SHALL BE CONTROLLED FROM INSIDE THE DWELLING OR AUTOMATICALLY ACTIVATED.



- ⊗ 12" DIAMETER FOOTING
- ⊗ 16" DIAMETER FOOTING
- ⊗ 22" DIAMETER FOOTING

FOOTINGS TO BE INSTALLED TO PROPER DEPTH AS IS REQUIRED BY YOUR LOCAL BUILDING ORDINANCE. FROST FOOTINGS SIZES BASED ON 55 LB PER SQUARE FOOT TRIBUTARY LOADS. APPLIED TO 1500 PSI SOIL COMPRESSION CAPACITY (ASSUMED CLAY SOIL). SEE FOOTING DETAIL IN DECK CONSTRUCTION GUIDE.

DISCLAIMER: ONLY USE #2 OR BETTER PRESSURE TREATED SOUTHERN YELLOW PINE 2 x 10 FOR FRAMING MATERIALS. NEVER SUBSTITUTE COMPOSITE OR SOFTWOODS FOR FRAMING MATERIALS.

LEDGER BOARD TO BE FLASHED AND BOLTED (2) 1/2" BOLTS WITH WASHERS OR EQUIVALENT FASTENERS ____" O.C. (SEE LEDGER DETAIL IN DECK CONSTRUCTION GUIDE)
 JOISTS TO BE 2x10 SOUTHERN YELLOW PINE TREATED 16" ON CENTER
 BEAMS TO BE 2-2x10 SOUTHERN YELLOW PINE TREATED NAILED
 RAILS TO BE 36" HIGH WITH LESS THAN 4" OPENINGS PER IRC CODE (see rail detail)
 STAIRS TO BE BUILT MAX RISE 7 3/4" MIN RISE 4" MIN RUN 10" PER IRC CODE (see detail)
 DECKING TO BE _____ (FOLLOW MANUFACTURERS INSTALLATION INSTRUCTIONS)
 ALL JOIST HANGERS TO BE CORROSION RESISTANT AND INSTALLED PER MANUFACTURERS INSTRUCTIONS

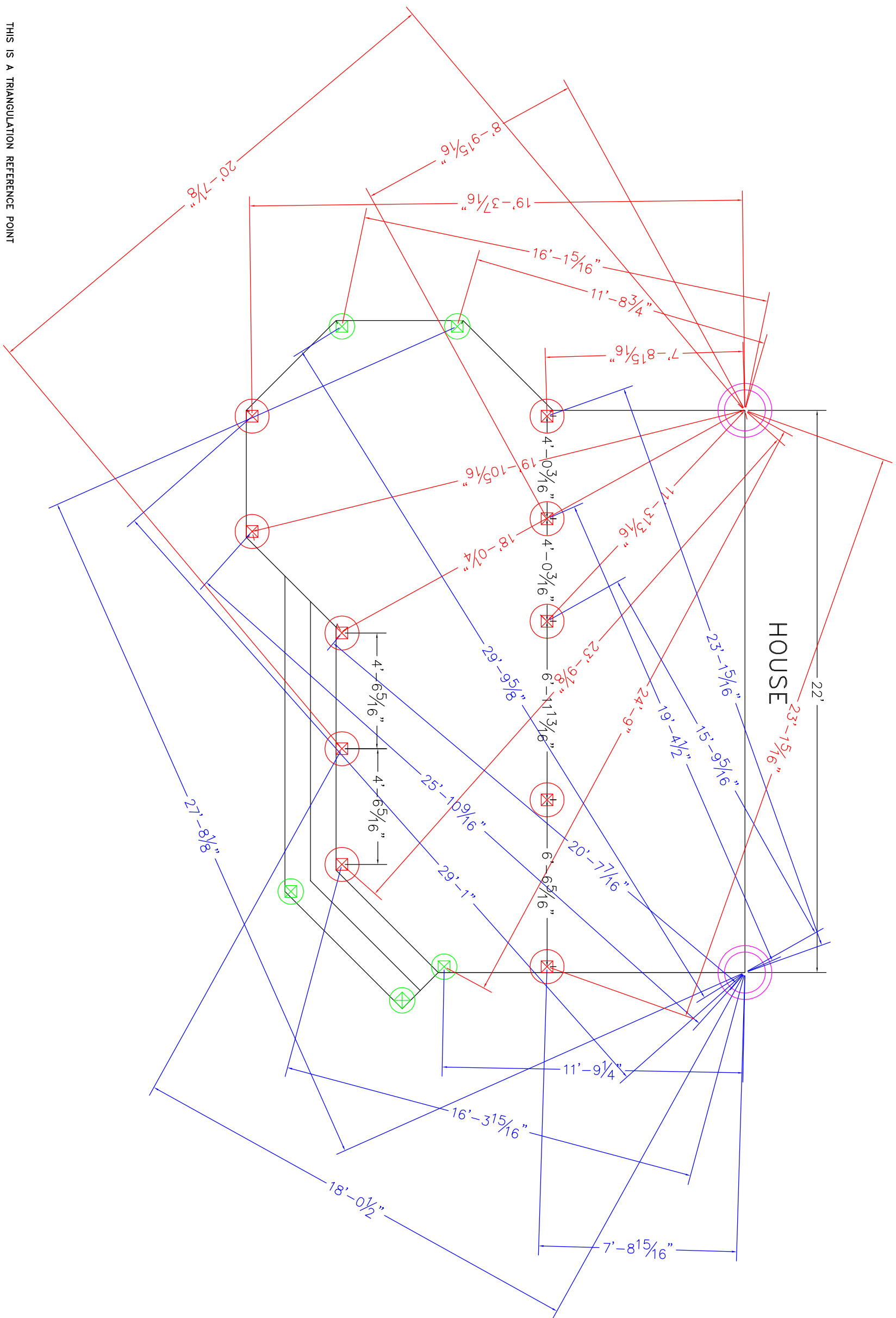
2 PLAN VIEW
 DECK PLAN 1LE2216




DISCLAIMER: THIS PLAN IS NOT CONSIDERED COMPLETE UNLESS APPROVED BY YOUR LOCAL BUILDING INSPECTOR OR STRUCTURAL ENGINEER. BUILDER ACCEPTS ALL RESPONSIBILITY AND LIABILITY. DECKS.COM LLC, AND ASSOCIATED SPONSORS ACCEPT NO LIABILITY FOR THE USE OF THIS PLAN.

SCALE: 1/4" = 1' WHEN PRINTED ON 11x17 PAPER

STAIR FOOTING REQUIREMENTS
WHERE THE STAIRWAY MEETS GRADE, ATTACH THE STAIR STRINGERS TO
THE STAIR GUARD RAIL POSTS. POSTS SHALL BEAR ON FOOTINGS






THIS IS A TRIANGULATION REFERENCE POINT
MEASURE TO THE CENTER OF YOUR FOOTINGS
FROM THESE POINTS.



DISCLAIMER: USE ONLY 2,500 PSI CONCRETE
FOR FROST FOOTING FOUNDATIONS

DISCLAIMER: THIS PLAN IS NOT CONSIDERED COMPLETE UNLESS APPROVED BY YOUR LOCAL BUILDING INSPECTOR OR STRUCTURAL ENGINEER. BUILDER ACCEPTS ALL RESPONSIBILITY AND LIABILITY. DECKS.COM LLC, AND ASSOCIATED SPONSORS ACCEPT NO LIABILITY FOR THE USE OF THIS PLAN.

-  12" DIAMETER FOOTING
-  16" DIAMETER FOOTING
-  22" DIAMETER FOOTING

FOOTINGS TO BE INSTALLED
TO PROPER DEPTH AS IS
REQUIRED BY YOUR LOCAL
BUILDING ORDINANCE
FROST FOOTINGS SIZES BASED
ON 55 LB PER SQUARE FOOT
TRIBUTARY LOADS APPLIED TO
1500 PSI SOIL COMPRESSION
CAPACITY (ASSUMED CLAY SOIL)
SEE FOOTING DETAIL
IN DECK CONSTRUCTION GUIDE

3

FOOTING LAYOUT
DECK PLAN 1LE2216



DECKS.COM LLC