

PERSPECTIVE

1

DECK PLAN 1LA3616

NAME

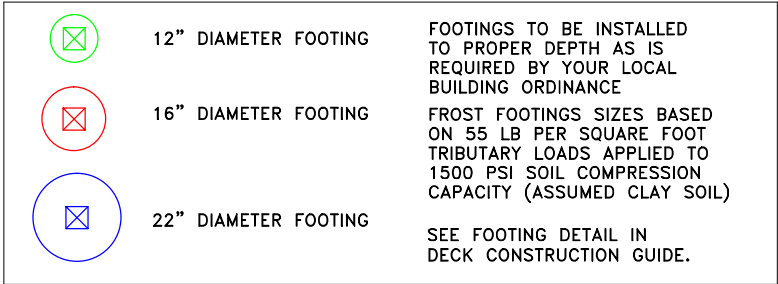
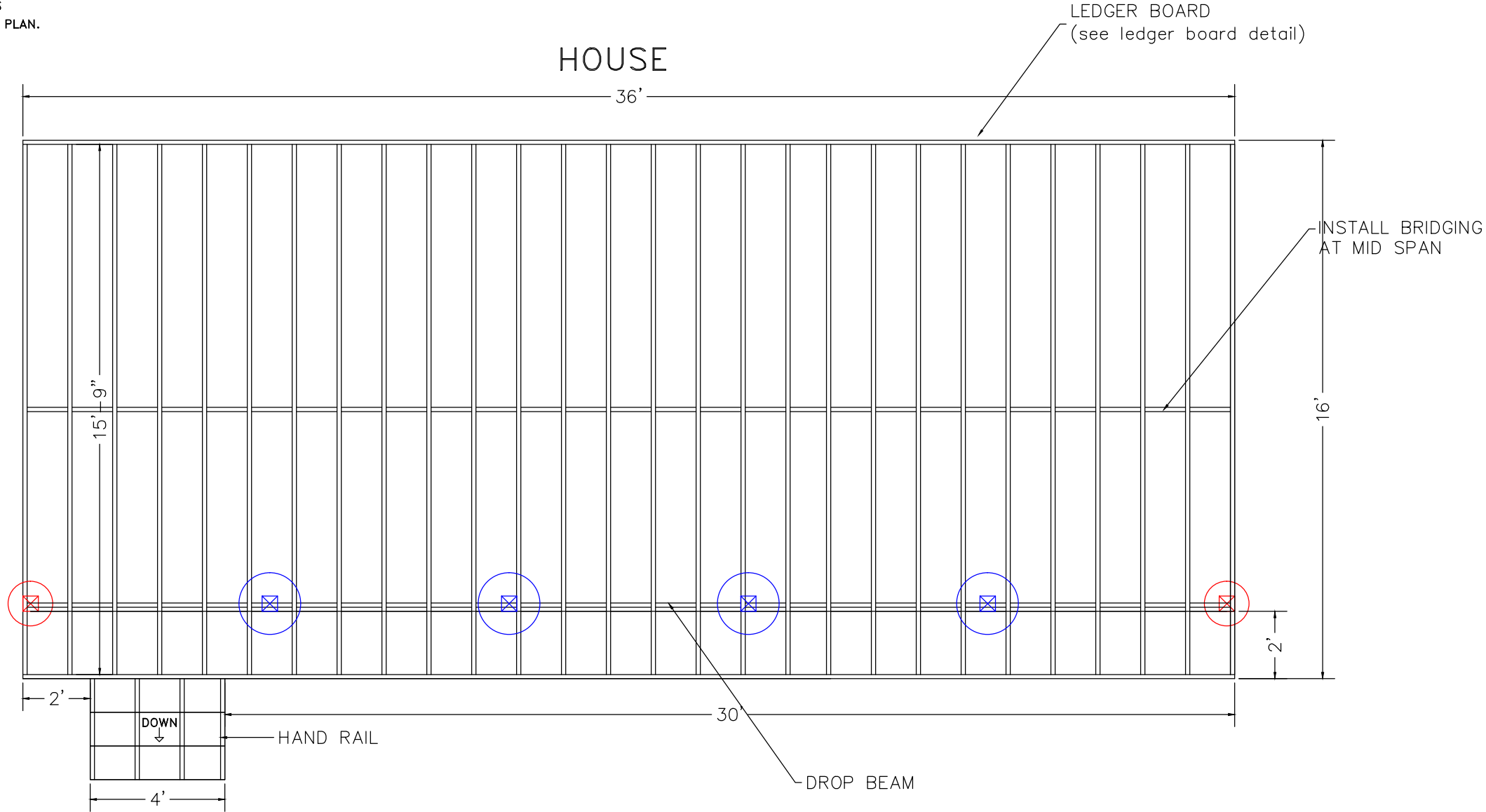
ADDRESS

PHONE



STAIRWAY ILLUMINATION: ALL EXTERIOR STAIRWAYS SHALL BE ILLUMINATED AT THE TOP LANDING TO THE STAIRWAY. ILLUMINATION SHALL BE CONTROLLED FROM INSIDE THE DWELLING OR AUTOMATICALLY ACTIVATED.

DISCLAIMER: THIS PLAN IS NOT CONSIDERED COMPLETE UNLESS  
APPROVED BY YOUR LOCAL BUILDING INSPECTOR OR STRUCTURAL ENGINEER.  
BUILDER ACCEPTS ALL RESPONSIBILITY AND LIABILITY.  
DECKS.COM LLC, AND ASSOCIATED SPONSORS  
ACCEPT NO LIABILITY FOR THE USE OF THIS PLAN.



DISCLAIMER: ONLY USE #2 OR BETTER PRESSURE TREATED  
SOUTHERN YELLOW PINE 2 x 10 FOR FRAMING MATERIALS  
NEVER SUBSTITUTE COMPOSITE OR SOFTWOODS FOR FRAMING MATERIALS

LEDGER BOARD TO BE FLASHED AND BOLTED (2) 1/2" BOLTS WITH WASHERS OR EQUIVALENT FASTENERS \_\_\_\_\_" O.C.



PLAN VIEW

DECK PLAN 1LA3616

2

RAILS TO BE 36" HIGH WITH LESS THAN 4" OPENINGS PER IRC CODE (see rail detail)  
STAIRS TO BE BUILT MAX RISE 7 3/4" MIN RUN 10" PER IRC CODE (see  
DECKING TO BE \_\_\_\_\_ (FOLLOW MANUFACTURERS INSTALLATION INSTRUCTIONS)


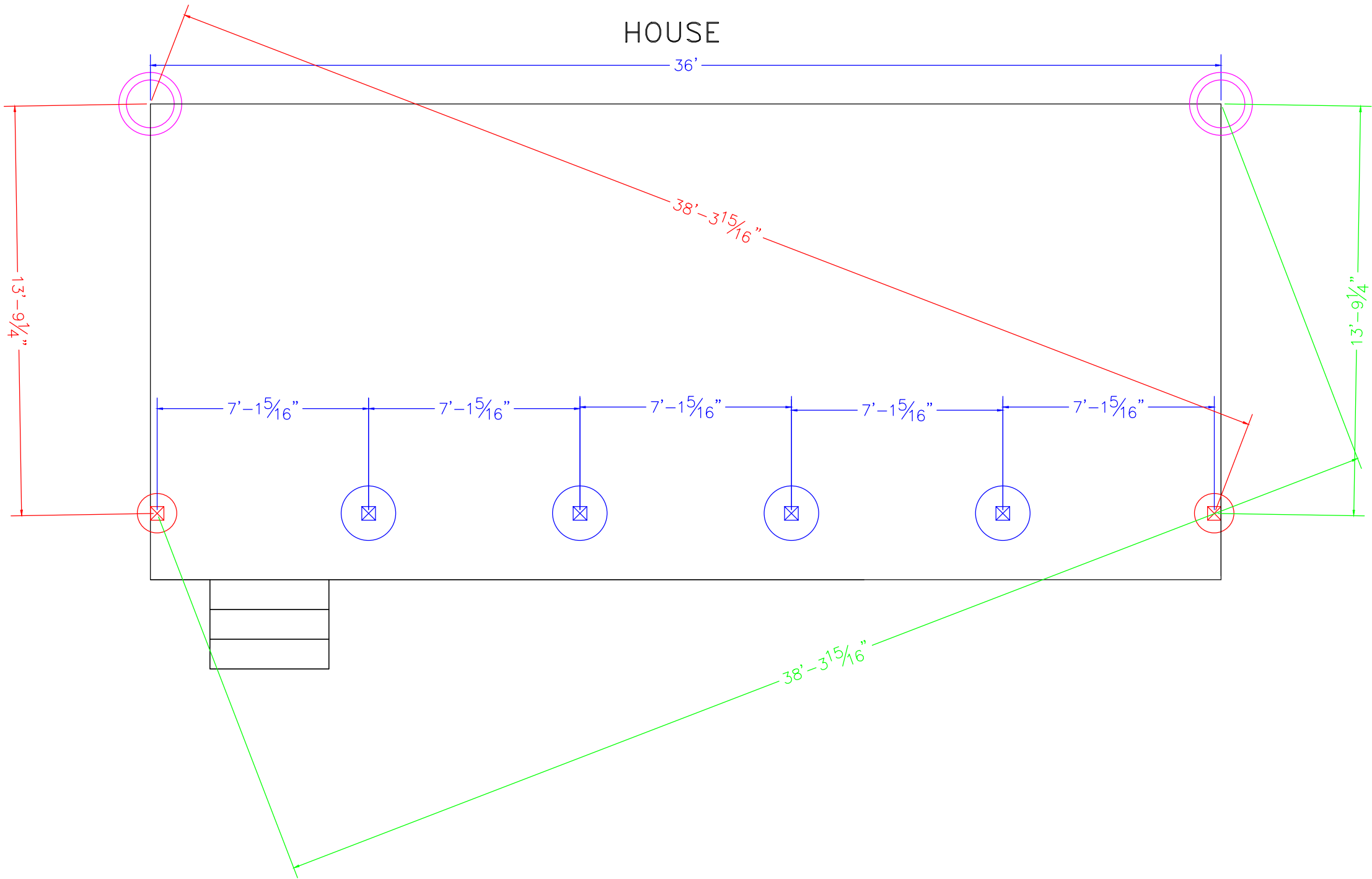
ALL JOIST HANGERS TO BE CORROSION RESISTANT AND INSTALLED PER MANUFACTURERS INSTRUCTIONS

DISCLAIMER: THIS PLAN IS NOT CONSIDERED COMPLETE UNLESS APPROVED BY YOUR LOCAL BUILDING INSPECTOR OR STRUCTURAL ENGINEER. BUILDER ACCEPTS ALL RESPONSIBILITY AND LIABILITY. DECKS.COM LLC, AND ASSOCIATED SPONSORS ACCEPT NO LIABILITY FOR THE USE OF THIS PLAN.

© DECKS.COM LLC

SCALE: 1/4" = 1' WHEN PRINTED ON 11x17 PAPER


BASED ON THE INTERNATIONAL RESIDENTIAL CODE





THIS IS A TRIANGULATION REFERENCE POINT  
MEASURE TO THE CENTER OF YOUR FOOTINGS  
FROM THESE POINTS.

DISCLAIMER: USE ONLY 2,500 PSI CONCRETE  
FOR FROST FOOTING FOUNDATIONS



- 

12" DIAMETER FOOTING
- 

16" DIAMETER FOOTING
- 

22" DIAMETER FOOTING

FOOTINGS TO BE INSTALLED  
TO PROPER DEPTH AS IS  
REQUIRED BY YOUR LOCAL  
BUILDING ORDINANCE  
FROST FOOTINGS SIZES BASED  
ON 55 LB PER SQUARE FOOT  
TRIBUTARY LOADS APPLIED TO  
1500 PSI SOIL COMPRESSION  
CAPACITY (ASSUMED CLAY SOIL)  
SEE FOOTING DETAIL  
IN DECK CONSTRUCTION GUIDE