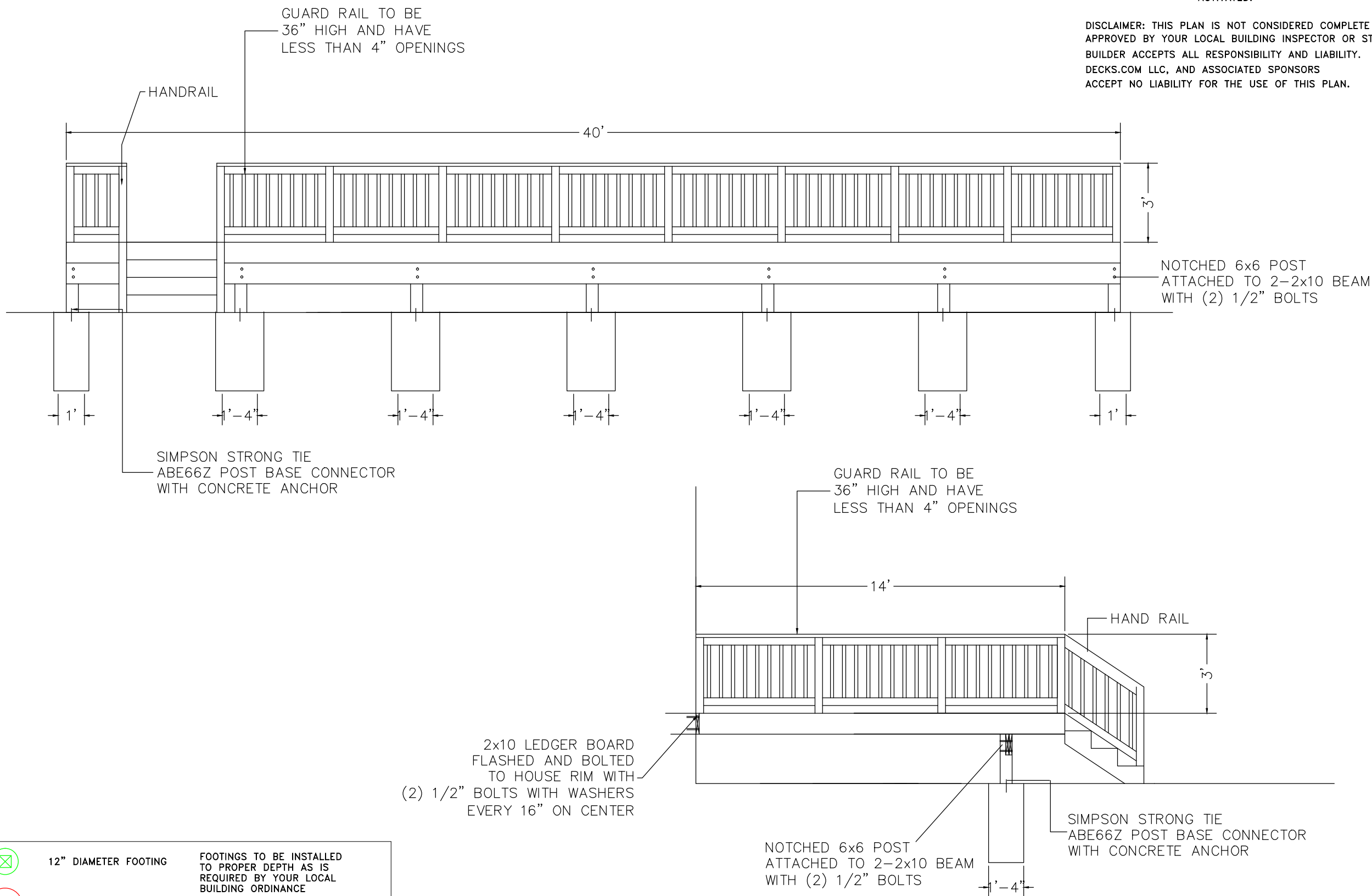





STAIRWAY ILLUMINATION: ALL EXTERIOR STAIRWAYS SHALL BE ILLUMINATED AT THE TOP LANDING TO THE STAIRWAY. ILLUMINATION SHALL BE CONTROLLED FROM INSIDE THE DWELLING OR AUTOMATICALLY ACTIVATED.

DISCLAIMER: THIS PLAN IS NOT CONSIDERED COMPLETE UNLESS
APPROVED BY YOUR LOCAL BUILDING INSPECTOR OR STRUCTURAL ENGINEER.
BUILDER ACCEPTS ALL RESPONSIBILITY AND LIABILITY.
DECKS.COM LLC, AND ASSOCIATED SPONSORS
ACCEPT NO LIABILITY FOR THE USE OF THIS PLAN.



 12" DIAMETER FOOTING

 16" DIAMETER FOOTING

 22" DIAMETER FOOTING

FOOTINGS TO BE INSTALLED
TO PROPER DEPTH AS IS
REQUIRED BY YOUR LOCAL
BUILDING ORDINANCE

FROST FOOTINGS SIZES BASED
ON 55 LB PER SQUARE FOOT
TRIBUTARY LOADS APPLIED TO
1500 PSI SOIL COMPRESSION
CAPACITY (ASSUMED CLAY SOIL)

SEE FOOTING DETAIL IN
DECK CONSTRUCTION GUIDE.

DISCLAIMER: ONLY USE #2 OR BETTER PRESSURE TREATED
SOUTHERN YELLOW PINE 2 x 10 FOR FRAMING MATERIALS
NEVER SUBSTITUTE COMPOSITE OR SOFTWOODS FOR FRAMING MATERIALS

The logo for decks.com, featuring the text "decks.com" in a blue, sans-serif font, with a stylized black and white geometric graphic to its right.

LEDGER BOARD TO BE FLASHED AND BOLTED (2) 1/2" BOLTS WITH WASHERS OR EQUIVALENT FASTENERS _____" O.C.

ELEVATION PLANS

DECK PLAN 1LA4014

4

RAILS TO BE 36" HIGH WITH LESS THAN 4" OPENINGS PER IRC CODE (see rail detail)
STAIRS TO BE BUILT MAX RISE 7 3/4" MIN RUN 10" PER IRC CODE (see detail)
DECKING TO BE _____ (FOLLOW MANUFACTURERS INSTALLATION INSTRUCTIONS)

ALL JOIST HANGERS TO BE CORROSION RESISTANT AND INSTALLED PER MANUFACTURERS INSTRUCTIONS

DISCLAIMER: THIS PLAN IS NOT CONSIDERED COMPLETE UNLESS APPROVED BY YOUR LOCAL BUILDING INSPECTOR OR STRUCTURAL ENGINEER. BUILDER ACCEPTS ALL RESPONSIBILITY AND LIABILITY. DECKS.COM LLC, AND ASSOCIATED SPONSORS ACCEPT NO LIABILITY FOR THE USE OF THIS PLAN.

© DECKS.COM LLC