

PERSPECTIVE

1

POOL DECK 1012

NAME

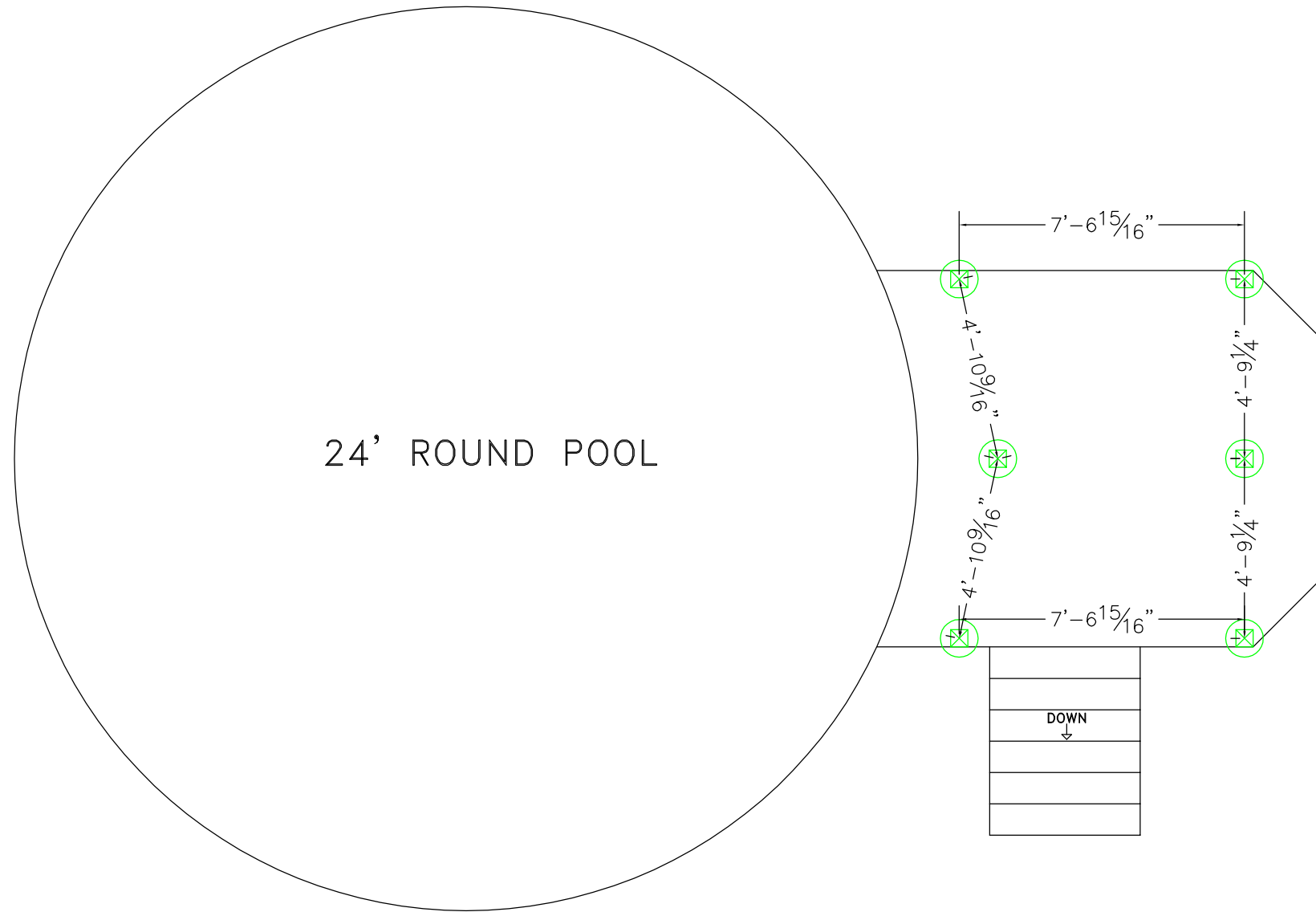
ADDRESS




PHONE



SCALE: 1/4" = 1' WHEN PRINTED ON 11x17 PAPER

BASED ON THE INTERNATIONAL RESIDENTIAL CODE



- 12" DIAMETER FOOTING 
- 16" DIAMETER FOOTING 
- 22" DIAMETER FOOTING 

FOOTINGS TO BE INSTALLED TO PROPER DEPTH AS IS REQUIRED BY YOUR LOCAL BUILDING ORDINANCE
 FROST FOOTINGS SIZES BASED ON 55 LB PER SQUARE FOOT TRIBUTARY LOADS APPLIED TO 1500 PSI SOIL COMPRESSION CAPACITY (ASSUMED CLAY SOIL)
 SEE FOOTING DETAIL IN DECK CONSTRUCTION GUIDE

3

FOOTING LAYOUT
 POOL DECK 1012

DISCLAIMER: USE ONLY 2,500 PSI CONCRETE FOR FROST FOOTING FOUNDATIONS