

PERSPECTIVE

1

QUARTER ROUND  
POOL DECK

NAME

ADDRESS

PHONE





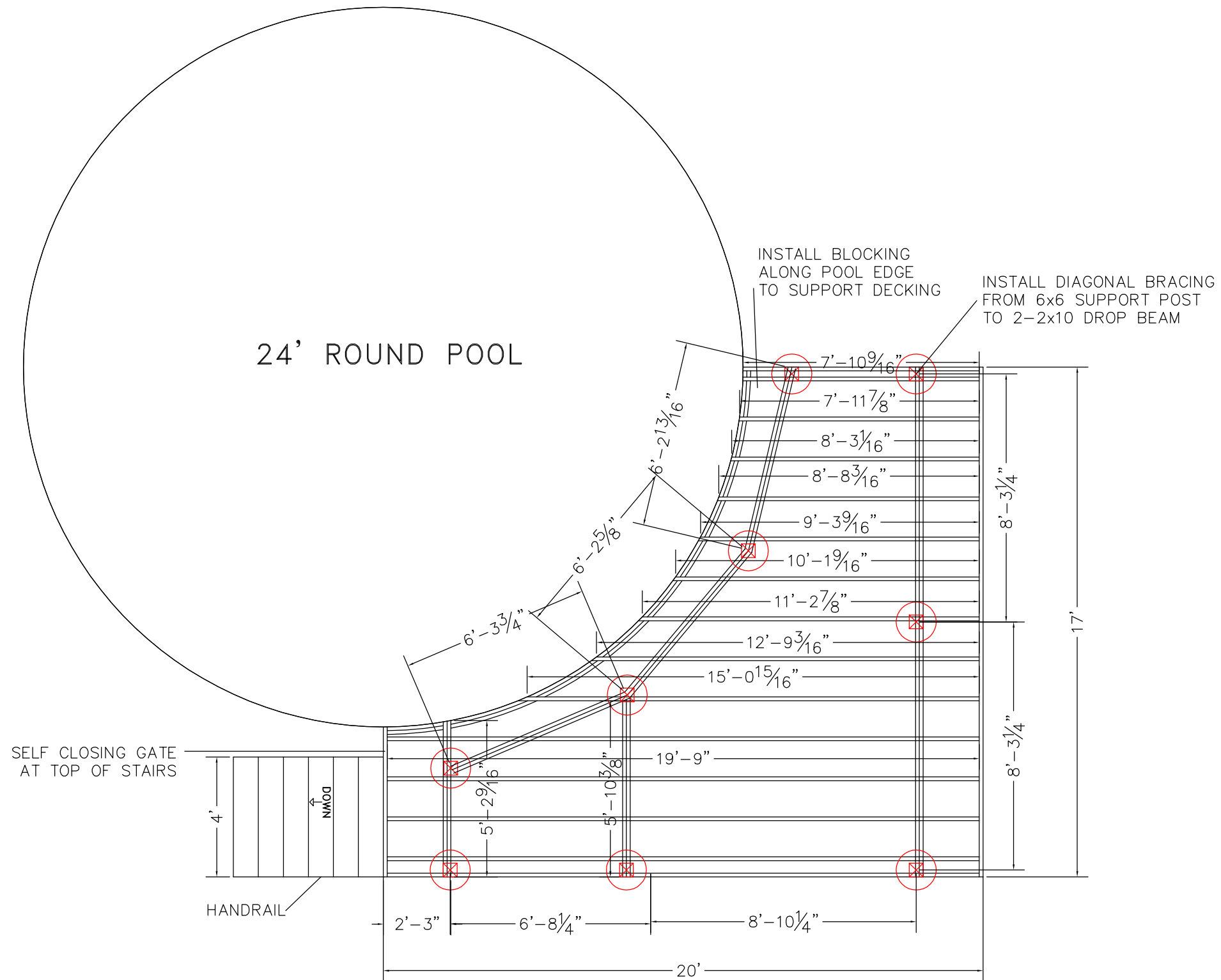
SCALE: 1/4" = 1' WHEN PRINTED ON 11x17 PAPER

BASED ON THE INTERNATIONAL RESIDENTIAL CODE

DISCLAIMER: THIS PLAN IS NOT CONSIDERED COMPLETE UNLESS APPROVED BY YOUR LOCAL BUILDING INSPECTOR OR STRUCTURAL ENGINEER. BUILDER ACCEPTS ALL RESPONSIBILITY AND LIABILITY. DECKS.COM LLC, AND ASSOCIATED SPONSORS ACCEPT NO LIABILITY FOR THE USE OF THIS PLAN.

STAIRWAY ILLUMINATION: ALL EXTERIOR STAIRWAYS SHALL BE ILLUMINATED AT THE TOP LANDING TO THE STAIRWAY. ILLUMINATION SHALL BE CONTROLLED FROM INSIDE THE DWELLING OR AUTOMATICALLY ACTIVATED.

DISCLAIMER: ONLY USE #2 OR BETTER PRESSURE TREATED SOUTHERN YELLOW PINE 2 x 10 FOR FRAMING MATERIALS NEVER SUBSTITUTE COMPOSITE OR SOFTWOODS FOR FRAMING MATERIALS



|  |                      |   |
|--|----------------------|---|
|  | 12" DIAMETER FOOTING | FOOTINGS TO BE INSTALLED TO PROPER DEPTH AS IS REQUIRED BY YOUR LOCAL BUILDING ORDINANCE  |
|  | 16" DIAMETER FOOTING | FROST FOOTINGS SIZES BASED ON 55 LB PER SQUARE FOOT TRIBUTARY LOADS APPLIED TO 1500 PSI SOIL COMPRESSION CAPACITY (ASSUMED CLAY SOIL) |
|  | 22" DIAMETER FOOTING | SEE FOOTING DETAIL IN DECK CONSTRUCTION GUIDE.  |

PLAN VIEW  
QUARTER ROUND  
POOL DECK


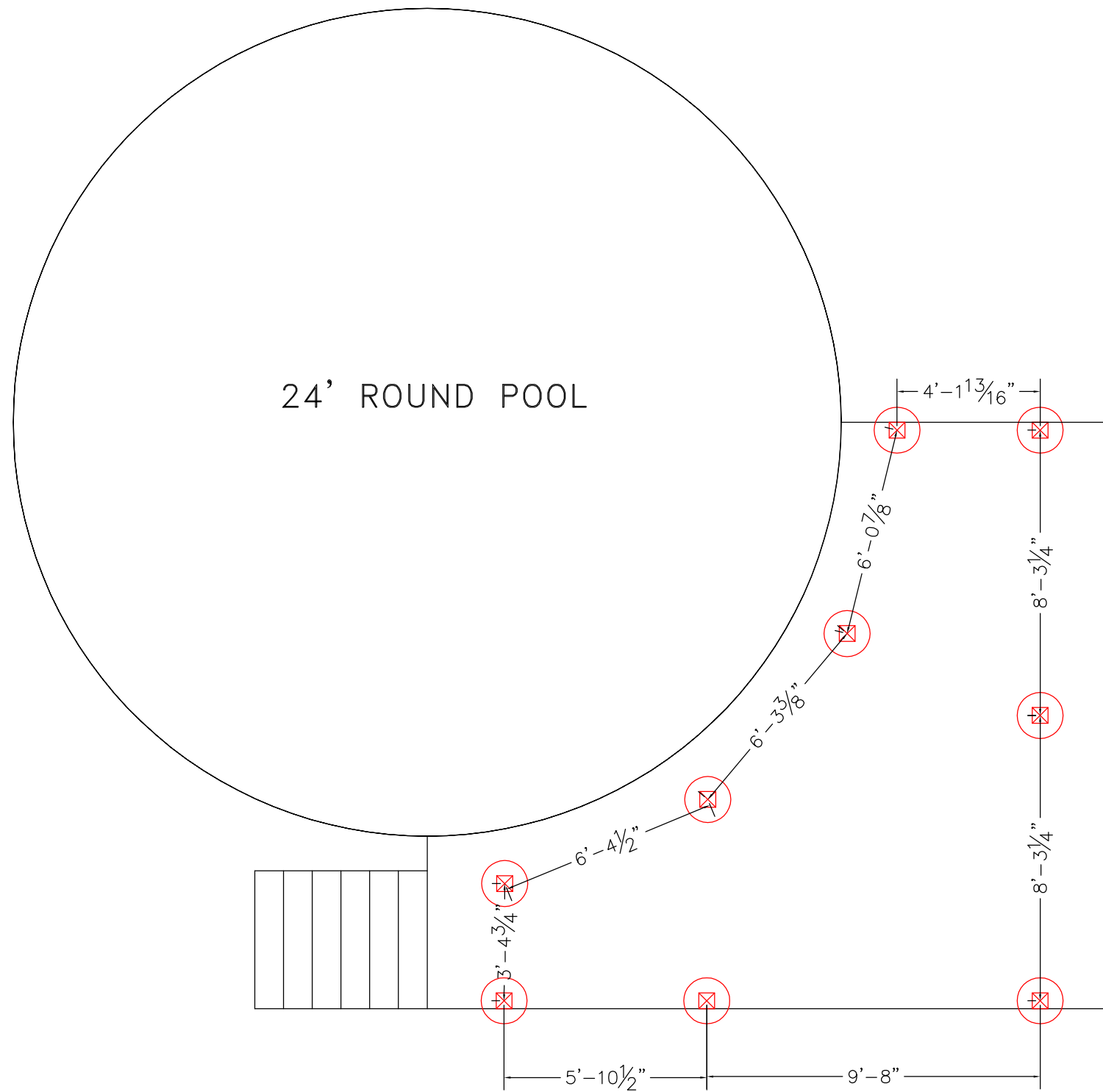
2

JOISTS TO BE 2x10 SOUTHERN YELLOW PINE TREATED 16" ON CENTER  
BEAMS TO BE 2-2x10 SOUTHERN YELLOW PINE TREATED NAILED  
RAILS TO BE 36" HIGH WITH LESS THAN 4" OPENINGS PER IRC CODE (see rail detail)  
STAIRS TO BE BUILT MAX RISE 7 3/4" MIN RISE 4" MIN RUN 10" PER IRC CODE (see detail)  
DECKING TO BE \_\_\_\_\_ (FOLLOW MANUFACTURERS INSTALLATION INSTRUCTIONS)  
ALL JOIST HANGERS TO BE CORROSION RESISTANT AND INSTALLED PER MANUFACTURERS INSTRUCTIONS



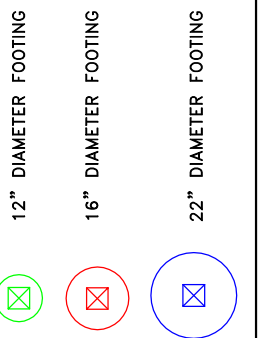
SCALE: 1/4" = 1' WHEN PRINTED ON 11x17 PAPER

BASED ON THE INTERNATIONAL RESIDENTIAL CODE



THIS IS A TRIANGULATION REFERENCE POINT  
 MEASURE TO THE CENTER OF YOUR FOOTINGS  
 FROM THESE POINTS.

DISCLAIMER: USE ONLY 2,500 PSI CONCRETE  
 FOR FROST FOOTING FOUNDATIONS



FOOTINGS TO BE INSTALLED  
 TO PROPER DEPTH AS IS  
 REQUIRED BY YOUR LOCAL  
 BUILDING ORDINANCE  
 FROST FOOTINGS SIZES BASED  
 ON 55 LB PER SQUARE FOOT  
 TRIBUTARY LOADS APPLIED TO  
 1500 PSI SOIL COMPRESSION  
 CAPACITY (ASSUMED CLAY SOIL)  
 SEE FOOTING DETAIL  
 IN DECK CONSTRUCTION GUIDE

FOOTING LAYOUT  
 QUARTER ROUND  
 POOL DECK

3